



# Digital Focus

## Newsletter of the Calumet Region Photo Club

February, 2014  
Volume 5, Issue 5

Editor: Dave Dornberg

<http://www.calregionphoto.org>

### Inside This Issue

- 1 Upcoming Meetings
- 1-2 President's Message
- 2-3 Spring Field Trips
- 3 Matte Board Sales
- 3-4 Digital Bits & Bytes  
Focus Stacking

### Club Information

Calumet Region Photo Club meetings are held the 2nd and 4th Tuesday of the month. The 2nd Tuesday is our general meeting, and the 4th Tuesday is competition night (September - March only). Meetings are from 7 pm - 9 pm at the Munster Social Center located in Community Park at 8751 Lions Club Drive.

### UPCOMING MEETINGS

**Tuesday, February 11, 2014** - Scott Kelby's "7 Point System" video presented by Raleigh Wolfe - Part 2

**Tuesday, March 11, 2014** - Basic Sports/Action Photography and Equipment from "My Perspective," by Jerry Lipski

### PRESIDENT'S MESSAGE

*By Bob Cross*

#### FEBRUARY'S PROGRAM

The February program will be a continuation of Raleigh Wolfe's presentation of Scott Kelby's 7-Point System relating to post-processing work-flow. At the January meeting, we had time to view six of Scott's seven points. Raleigh will begin the program by reviewing the six points covered during the previous month. Then we will show Scott's 7th point. This will be followed by answering questions from the floor and our refreshment period. In addition, Scott takes an image and applies the 7 points so that all can see how a structured work-flow process can be made most efficient.

#### MARCH'S PROGRAM

Jerry Lipski was all set to present his program on Sports Photography in January when he was forced to reschedule due to unforeseen circumstances. Now, he will be back.

#### 2014 CLINIC

Clinic Chairperson Susan Stassin has lined up three speakers of our 2014 Clinic to be held at the Performing Arts Center in Munster on March 15, 2014. Refer to our website for a biography on each of the speakers and their respective subjects. We can still use volunteers to man various jobs that need to be

performed in order to put on the clinic: Publicity, greeters and information personnel, obtaining and awarding door prizes, etc. Talk with Susan or me if you can help out in one of these areas. There is still a lot of work to do.

A PayPal account has been established so that potential attendees can register over the Internet. We are hopeful that this improvement will help increase the Clinic's attendance.

#### COMPETITION

Competition nights are held every 4th Tuesday night (September through May) at 7:00 PM at the Social Center in Munster. If you are new to competition, come on out and see how it is done. Then, enter some images in the next month's competition and see how you do. If you have questions regarding how to compete, ask any club officer. They will be able to answer your question or direct you to someone that can. The best images, as determined by judges from clubs other than Calumet Region, are forwarded to CACCA to compete in monthly competitions involving approximately 42 clubs from the surrounding Chicago area.

The procedure for competing in CACCA's Interclub competition (4th Tuesday at CRPC's meeting) and CACCA's Individual competitions are given on our website. If anyone has questions regarding the procedure, contact me at

rpcross@ameritech.net or (708) 799-7778. If I can't answer the question, I will direct you to someone that can.

### **CACCA POSTCARD COMPETITION**

Postcard entries for CACCA's 2014 Postcard Competition will be judged at CACCA on Saturday, March 8, 2014, at CACCA in Arlington Heights. CRPC members have three ways to enter their postcards:

Give your postcards to Michael Kobe prior to Saturday, 2/8/2014, so that he can deliver them to CACCA. Michael will NOT be able to deliver postcards for entry into the contest on the day of the judging, Saturday, March 8th.

Bring your postcards to the CRPC Competition meeting on Tuesday, February 25th. These postcard entries will be delivered to CACCA for the March 8th competition by the CACCA representative from another local camera club on the day of the competition. Our thanks to the other club for their cooperation.

Deliver your postcard entries to CACCA on Saturday, March 8th, before 10:30 AM

### **QUESTIONNAIRE**

The results of the questionnaires that were filled out by club members have been recapped. Thirty-six different subjects were listed by 27 CRPC members. How to take images of various sorts (Portraits, Macro, HDR, etc.) was the most popular subject followed by Photoshop and How to use the various features on our cameras. Expect to see future CRPC programs that concentrate on these subjects. Note: If you would like to add a subject (or subjects) to the list, send it to me in an e-mail or let me know at a meeting.

### **PHOTOS OF MUNSTER PARK DISTRICT ACTIVITIES**

As part of our obligation to the Munster Park District, we are committed to taking pictures of a few of their events each year. Please contact me at (708) 799-7778 or rpcross@ameritech.net if you can help. We really need to provide the Park District with some up-to-date images.

### **REMINDER**

**WE NEED TO VACATE THE SOCIAL CENTER AT 9:00 PM SHARP FOR BOTH PROGRAM AND**

**COMPETITION MEETINGS.** Otherwise, the club will incur a fee to cover additional cleaning crew expenses.

### **DIGITAL FOCUS ROUNDTABLE**

Dave Dornberg moderates these meetings and requests that potential attendees reserve a spot as seating is limited. These meetings are held at Mrs. Dornberg's 24 Carrot Cuisine in Highland IN, usually on the third Sunday of each month. Dave requests that attendees bring four images to be critiqued by the group. Thus, it can be a real learning experience for each participant. The next meeting of the Digital Focus Roundtable will be on Sunday, February 16, 2014 at 12:00 noon..

### **BOARD MEETINGS**

Our last Board meeting was held on Monday January 27th at 6:30 PM at The Fitness Pointe in Munster. The next Board meeting will be on Monday, February 24th at the same location. All Board meetings are open to all CRPC members. Please feel free to join us. Abbreviated

Minutes are published in the CRPC newsletter. The date, time and location of each Board meeting are published on the CRPC website.

### **CRPC 2014-15 NOMINATING COMMITTEE**

We hold elections for officers at our August Program meeting. Therefore, it is time to appoint members to serve on this year's committee. If you are interested, please contact me. Your club has dedicated members that tend to the club's business matters. We need to continue that tradition . . . and members like yourselves can contribute by nominating another group of individuals that have the best interests of CRPC at heart.

### **CRPC APPAREL**

A newly designed line of apparel with the new CRPC logo is now available at St John Sports on Indianapolis Boulevard in St John. A few of our members are sporting the new clothing. It is high quality and very distinctive. A variety of shirts, sweat-shirts and caps is available. Find an order form on our website or order directly in the store. The clothing will help identify members at future meetings and outings. Note: Pricing is at cost---CRPC does not profit from these sales.

### **FIELD TRIPS**

I have been working hard to make certain that CRPC offers a good series of field trips this Spring. Thanks to the cooperation of many CRPC members, we will be sponsoring at least five trips. Other members that desire to lead a field trip should contact me. Please refer to an adjoining article elsewhere in this newsletter.

### **CRPC NEWSLETTER & WEBSITE**

We need articles for our monthly newsletter. All submittals should be sent to Dave Dornberg at cpcwebmaster@comcast.net . Note: Dave has changed the due date for inclusion of articles into the newsletter to the Wednesday prior to the Program meeting, which is always the second Tuesday of each month.

To have some of your images included on the website's gallery, send a collection of your best images to Dave at the same web address. Our club takes some great photos. Let's display them on the Internet.

### **2014 SPRING FIELD TRIPS**

*By Bob Cross*

Some members of the Calumet Region Photo Club have stepped forward and offered to serve as Leaders for the following Spring field trips. We hope that you will join with them and get some really good shots. The Leaders or others on

the trip will gladly answer your questions as to how the best images can be obtained including questions regarding your camera and how to use it. Don't hesitate to ask them. It should be noted that all of the trips are subject to being canceled due to the weather or other conditions. As of this writing, no rain dates have been established for any of the field trips. Potential participants should let each Leader know that you are interested in their trip so that they can let you know of any last-minute changes. Questions regarding the field trip program in general can be addressed to me at either [rpcross@ameritech.net](mailto:rpcross@ameritech.net) or (708) 799-7778.

Following are the Field Trips that will be offered this Spring. Exact times and places to meet will be announced at our regular meetings, future newsletters, e-mail blasts or by contacting each respective Leader.

#### ***First week of April - Indiana Dunes State Park in Chesterton IN***

**Leader: Michael Kobe [mlkobe@sbcglobal.net](mailto:mlkobe@sbcglobal.net)** Hopefully, the wildflowers will be out and the wind will be close to zero.

#### ***Sunday, April 27, 2014 - Taltree Arboretum in Valparaiso IN***

**Leader: Vicki Jostes [vjostes@comcast.net](mailto:vjostes@comcast.net)** Again, hopefully, the wildflowers will be out and the weather will cooperate.

#### ***Sunday and Monday, May 4 and 5, 2014 - Frederick Meijer Gardens and Sculpture Park in Grand Rapids MI***

**Co-Leaders: Vicki Jostes [vjostes@comcast.net](mailto:vjostes@comcast.net) and Bob Cross [rpcross@ameritech.net](mailto:rpcross@ameritech.net)**

This field trip is planned as a two-day event, but it can be done in one day. The problem is that the mileage from Munster to Grand Rapids is approximately 162 miles. Plans are to meet at 11:00 AM on Sunday when the Gardens open. Then, take a Tram Tour to acquaint participants with the layout of the Gardens. After lunch in the Garden Cafe, everyone is free to shoot until the Gardens close at 5:00 PM. Those interested can have dinner at a restaurant in Grand Rapids (any ideas as to where?). On Monday, field trip participants are free to shoot in the Grand Rapids area or in towns along the way home. Cindy Downs has compiled a list of possible places to shoot that will help members decide where.

Admission to the Meijer Gardens is \$12.00 (\$9.00 for seniors) unless one has a membership to something like Taltree Arboretum or the Morton Arboretum. Then it is free.

#### ***Saturday or Sunday, May 17 or 18, 2014 - Grand Kankakee Marsh County Park in Hebron IN***

**Leader: Tom Zmigrocki [tomzmig@comcast.net](mailto:tomzmig@comcast.net)** There will be many opportunities for good photographs. Following is an excerpt from the Internet:

The 27th annual Voyageur Rendezvous, an 18th-century fur-trade era re-enactment, will be from 10 a.m. to 4 p.m. Saturday and Sunday at the Grand Kankakee Marsh County Park.

Admission is \$3 per person. Visitors will peek into the lives of

those who would have lived or traded along the Kankakee River more than 250 years ago when the Grand Kankakee Marsh was a source of valuable furs desired by merchant traders to take back to Europe. They'll meet American Indians, French-Canadian canoe men called voyageurs, British and French militia, early settlers and many others.

#### ***Date to be determined - Oak Ridge Prairie in Griffith IN***

**Leader: Dave Dornberg [crcpwebmaster@comcast.net](mailto:crcpwebmaster@comcast.net)**

This is one of our more popular field trips. It is close-by and, hopefully, the wildflowers will be in abundance.

Please note that CRPC will be happy to offer more field trips if more members volunteer to lead them. The following destinations would probably appeal to the most members: Brookfield Zoo, Chicago Botanic Garden, Downtown Chicago at night. But, other destinations can be selected. Most of our field trips have the participants drive themselves to the destination. But, CRPC is also open to the idea of renting a maxi-van or bus and, possibly, paying the parking and/or admission fees of participants if the Board feels that the particular field trip would appeal to a substantial number of members. Please feel free to contact me if you can lead a field trip of this sort.

Mark your calendars now. We have never offered so many field trips in such a short period of time. They will not only serve as a learning experience for the participants, but they should be excellent opportunities to get some good images, as well as a chance to share your hobby with other club members.

### **MATTE BOARD SALES**

Matte board sales are handled by Dennis Gray. This is a non-profit activity and is strictly a service to members.

11"x14" black matte board @\$ .90  
16"x20" black matte board @\$1.25  
11"x14" white matte board w/self adhesive @\$ .90

### **DIGITAL BITS & BYTES**

**Focus Stacking**  
*By Dave Dornberg*


In the days before digital photography, there was no way to obtain unlimited depth of field. The use of hyper-focal distance could be used, but not to the degree a photographer can today with Focus Stacking. Focus Stacking allows a photographer to take multiple images focused at different points in the scene and blend them together to get the maximum amount of depth of field and sharp focus. There are several outstanding software programs that will allow this stacking of images.

**Adobe Photoshop, Helicon Focus and Zerene Stacker.**

Focus Stacking may only be used on scenes or subjects that remain static such as landscapes or macros. Any type of movement in a scene will destroy the alignment of the images.

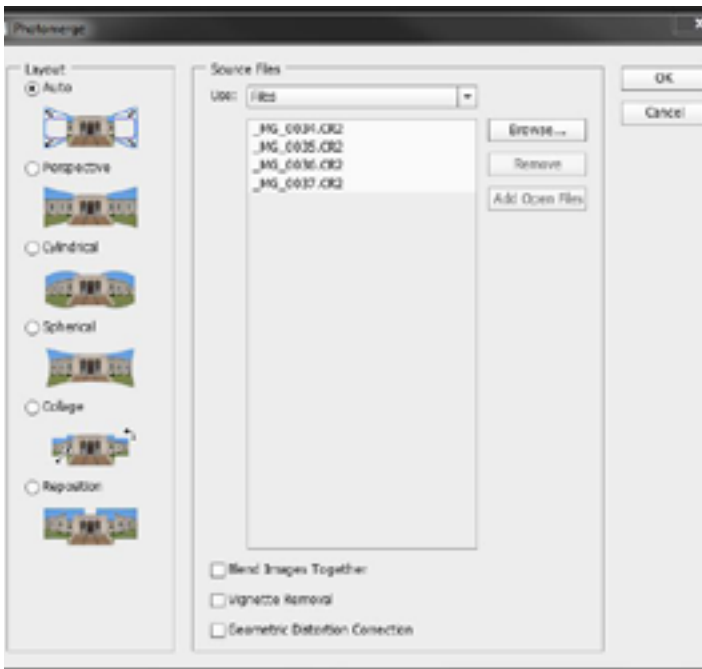
Adobe Photoshop is demonstrated below. If you choose to use a different software product like those mentioned above, their websites will guide you through the use of those products.

I took 4 macro images of a snowflake and focused on different points. Because depth of field is limited to millimeters at 3x life size, I shot the 4 images at F8 to obtain the sharpest focus possible. Remember if a lens is stopped down to its smallest aperture, diffraction will result in a softening of the image.



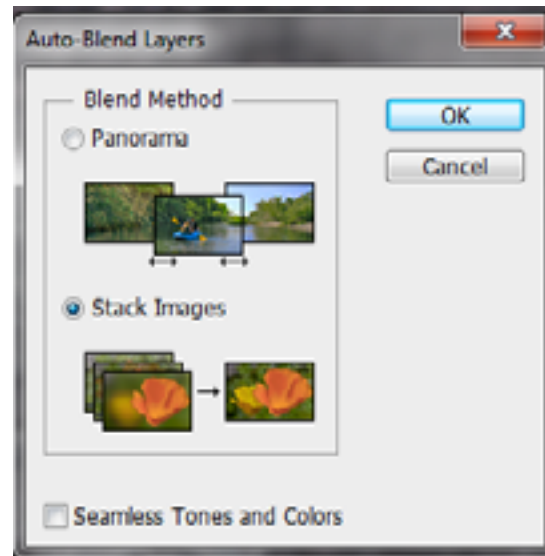
Here are the steps I used to merge the 4 images into one:

1. Open Photoshop
2. Click on File, Automate, Photomerge



3. Select Auto, uncheck Blend Images Together and click Browse to select your images.
4. Click OK and Photoshop will start the process of merging the images together. Depending on the size of the images this process may take a few minutes. Once the process is finished, there is one more step to complete.
5. One the layers palette, click the first layer, then press shift and click the bottom layer to select all the layers.

6. Now click Edit, and choose Auto Blend Layers



7. Click Stack Images button and uncheck Seamless Tone and Colors and click OK
8. Photoshop will process the images again and may take several minutes to complete the blending.



Photo by Dave Dornberg

9. The result may need to be cropped slightly if the images are slightly out of alignment. The image above is the finished merged and blended image of the 4 snowflakes. I cropped the image and used Google NIK Silver Efex Pro 2 to fine tune the image.

Here are some websites that explain Focus Stacking in more detail:

<http://photography.tutsplus.com/articles/focus-stacking-made-easy-with-photoshop-photo-12621>

<http://www.dpreview.com/articles/5717972844/focus-stacking-in-macro-photography>

<http://www.heliconsoft.com/>

<http://zerenesystems.com/cms/stacker>